

FILTER HOUSINGS



FILTER HOUSINGS OVERVIEW

SWT's economical filter cartridge housings are designed for use in a broad range of residential, commercial, and industrial applications. All housings accept standard-length cartridges.

- Rugged, corrosion-resistant materials used to provide long trouble-free life
- Sumps available in white and clear
- Food grade materials
- Uses nominal length cartridges: 5, 10, 20 inch
- Available port sizes of 1/4 inch, 3/8 inch, 1/2 inch, 3/4 inch, 1 inch, 1-1/2 inch NPT
- Maximum Pressure: 100 psi (6.9 bar)
- Maximum Temperature: 115°F (46°C)
- Mounting brackets and wrenches available



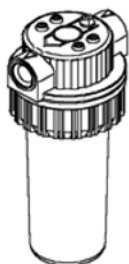
Standard Style Housings

- Basic two-piece design for best economy
- Push-button pressure relief is standard (available without)
- Port sizes: 1/4 inch, 3/8 inch, 1/2 inch, 3/4 inch



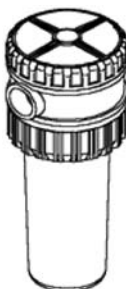
Standard Style Housings with Lock Ring

- Most economical three-piece style includes lock ring
- Push-button pressure relief is standard (also available without pressure relief)
- Port sizes: 1/4 inch, 3/8 inch, 1/2 inch, 3/4 inch



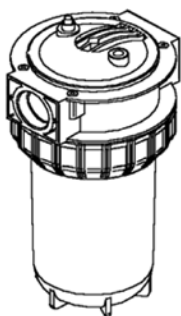
Easy Service Housings

- Three-piece design includes lock ring for quick and easy assembly
- Push-button pressure relief is standard
- Brass threaded inserts available
- Port sizes: 3/4 inch, 1 inch

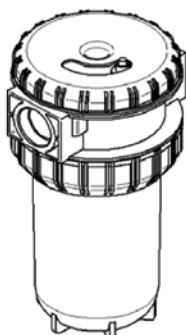


Bypass Housings

- Bypass design offers shutoff and bypass modes
- Lock ring allows for quick and easy assembly
- Automatic pressure relief
- Brass threaded inserts available
- Port sizes: 3/4 inch, 1 inch



Jumbo Easy Service Housing



Jumbo Bypass Housing

Jumbo Housings

- Ideal for high-flow and/or high-capacity applications
- Lock ring closure design allows for quick and easy assembly
- Vent provides pressure relief and air bleeding
- Brass threaded ports available for Jumbo Easy Service Housings
- Port sizes: 1 inch, 1-1/2 inch

Jumbo Housings Options:

Premium All-Metal Drain, 1/4 inch NPT Drain Adapter

FILTER HOUSINGS



FILTER HOUSING ACCESSORIES



YH40010



YH40020



YH40030



YH40055



YH40100



YH40110



YH40120

Part Number	Description	Color	Housing Style
-------------	-------------	-------	---------------

Housing Brackets

FH-BRKT-MC1	L-Shaped Bracket for One Housing	Silver	Streamline & US Filter
YH40010	L-Shaped Bracket for One Housing	White	Standard & Easy Service
YH40011	L-Shaped Bracket for One Housing, Plastic	White	Standard & Easy Service
YH40012	L-Shaped Bracket for One Housing, Plastic	White	Standard
YH40013	L-Shaped Bracket for One Housing, Plastic	White	Easy Service
YH40030	L-Shaped Bracket for One Housing	White	Jumbo
YH40040	L-Shaped Bracket for One Housing	Silver	Stainless Steel
FH-BRKT-DBL	L-Shaped Bracket for Two Housings	White	Streamline & US Filter
YH40021	L-Shaped Bracket for Two Housings, Plastic	White	Standard & Easy Service
YH40020	L-Shaped Bracket for Two Housings	White	Standard
YH40025	L-Shaped Bracket for Two Housings	White	Easy Service
FH-BRKT-TRP	L-Shaped Bracket for Three Housings	White	Streamline & US Filter
YH40060	U-Shaped Bracket for One Housing with 1/4 or 3/8 inch Ports	Silver	Standard
YH40065	U-Shaped Bracket for One Housing with 1/2 or 3/4 inch Ports	Silver	Standard
FH-BRKT-VIH	U-Shaped Bracket for One Housing with 3/4 inch Ports	Silver	Streamline
YH40050	U-Shaped Bracket for One Housing with 3/4 inch Ports	Silver	Easy Service & Bypass
YH40055	U-Shaped Bracket for One Housing with 1 inch Ports	Silver	Easy Service & Bypass

Housing Wrenches

YH40100	Standard Housing Wrench, Fits SWT RO Systems and Undersink Units	Standard & Streamline
YH40110	Easy Service and Bypass Housing Wrench	Easy Service & Bypass
YH40115	Standard with Lock Ring Housing Wrench	Standard with Lock Ring
YH40120	Jumbo Housing Wrench	Jumbo

O-Rings

YH-G10101	Buna-N O-Ring for Standard Housing	Standard
YH-G10105	Buna-N O-Ring for Easy Service or Bypass Housing	Easy Service & Bypass
YH-G10106	Buna-N O-Ring for Stainless Steel Housing	Stainless Steel
YH-G10106-V	Viton O-Ring for Stainless Steel Housing	Stainless Steel
YH-G10122	Buna-N O-Ring for Jumbo Housing	Jumbo

FILTER HOUSINGS



FILTER HOUSINGS



STANDARD STYLE



STANDARD STYLE
WITH LOCK RING



EASY SERVICE

Part Number	Description	Port Size	Dimensions Inches	Pressure Drop	Case Qty.
-------------	-------------	-----------	----------------------	---------------	--------------

Standard Style Housings with Push-Button Pressure Relief ⁽¹⁾

YH11111	5 inch, White Sump/Blue Cap	1/4" FPT	7 x 4.9	1 psid @ 4 gpm	12
YH11191	5 inch, Clear Sump/Blue Cap	1/4" FPT	7 x 4.9	1 psid @ 4 gpm	12
YH11211	5 inch, White Sump/Blue Cap	3/8" FPT	7 x 4.9	1 psid @ 4 gpm	12
YH11291	5 inch, Clear Sump/Blue Cap	3/8" FPT	7 x 4.9	1 psid @ 4 gpm	12
YH11311	5 inch, White Sump/Blue Cap	1/2" FPT	7 x 4.9	1 psid @ 4 gpm	12
YH11391	5 inch, Clear Sump/Blue Cap	1/2" FPT	7 x 4.9	1 psid @ 4 gpm	12
YH11411	5 inch, White Sump/Blue Cap	3/4" FPT	7 x 4.9	1 psid @ 4 gpm	12
YH11491	5 inch, Clear Sump/Blue Cap	3/4" FPT	7 x 4.9	1 psid @ 4 gpm	12
YH12111	10 inch, White Sump/Blue Cap NSF*	1/4" FPT	12.4 x 4.9	2 psid @ 8 gpm	12
YH12191	10 inch, Clear Sump/Blue Cap	1/4" FPT	12.4 x 4.9	2 psid @ 8 gpm	12
YH12211	10 inch, White Sump/Blue Cap, NSF*	3/8" FPT	12.4 x 4.9	2 psid @ 8 gpm	12
YH12291	10 inch, Clear Sump/Blue Cap	3/8" FPT	12.4 x 4.9	2 psid @ 8 gpm	12
YH12311	10 inch, White Sump/Blue Cap, NSF*	1/2" FPT	12.4 x 4.9	2 psid @ 8 gpm	12
YH12391	10 inch, Clear Sump/Blue Cap	1/2" FPT	12.4 x 4.9	2 psid @ 8 gpm	12
YH12411	10 inch, White Sump/Blue Cap, NSF*	3/4" FPT	12.4 x 4.9	2 psid @ 8 gpm	12
YH12491	10 inch, Clear Sump/Blue Cap	3/4" FPT	12.4 x 4.9	2 psid @ 8 gpm	12
YH15111	20 inch, White Sump/Blue Cap, NSF*	1/4" FPT	22.5 x 4.9	3 psid @ 12 gpm	1 or 4
YH15211	20 inch, White Sump/Blue Cap, NSF*	3/8" FPT	22.5 x 4.9	3 psid @ 12 gpm	1 or 4
YH15311	20 inch, White Sump/Blue Cap, NSF*	1/2" FPT	22.5 x 4.9	3 psid @ 12 gpm	1 or 4
YH15411	20 inch, White Sump/Blue Cap, NSF*	3/4" FPT	22.5 x 4.9	3 psid @ 12 gpm	1 or 4

Standard Style Housings with Lock Ring & Push-Button Pressure Relief ⁽¹⁾

YH19111	10 inch, White Sump/Blue Cap, NSF*	1/4" FPT	11.7 x 4.9	2 psid @ 8 gpm	12
YH19191	10 inch, Clear Sump/Blue Cap, NSF*	1/4" FPT	11.7 x 4.9	2 psid @ 8 gpm	12
YH19211	10 inch, White Sump/Blue Cap, NSF*	3/8" FPT	11.7 x 4.9	2 psid @ 8 gpm	12
YH19291	10 inch, Clear Sump/Blue Cap, NSF*	3/8" FPT	11.7 x 4.9	2 psid @ 8 gpm	12
YH19311	10 inch, White Sump/Blue Cap, NSF*	1/2" FPT	11.7 x 4.9	2 psid @ 8 gpm	12
YH19391	10 inch, Clear Sump/Blue Cap, NSF*	1/2" FPT	11.7 x 4.9	2 psid @ 8 gpm	12
YH19411	10 inch, White Sump/Blue Cap, NSF*	3/4" FPT	11.7 x 4.9	2 psid @ 8 gpm	12
YH19491	10 inch, Clear Sump/Blue Cap, NSF*	3/4" FPT	11.7 x 4.9	2 psid @ 8 gpm	12

Easy Service Housings with Lock Ring & Push-Button Pressure Relief ⁽²⁾

YH13411	10 inch, White Sump/Blue Cap	3/4" FPT	12.5 x 5.3	2 psid @ 8 gpm	12
YH13491	10 inch, Clear Sump/Blue Cap	3/4" FPT	12.5 x 5.3	2 psid @ 8 gpm	12
YH13511	10 inch, White Sump/Blue Cap	1" FPT	12.5 x 5.3	2 psid @ 8 gpm	12
YH13591	10 inch, Clear Sump/Blue Cap	1" FPT	12.5 x 5.3	2 psid @ 8 gpm	12
YH16411	20 inch, White Sump/Blue Cap	3/4" FPT	22.6 x 5.3	3 psid @ 12 gpm	1 or 4
YH16491	20 inch, Clear Sump/Blue Cap	3/4" FPT	22.6 x 5.3	3 psid @ 12 gpm	1 or 4
YH16511	20 inch, White Sump/Blue Cap	1" FPT	22.6 x 5.3	3 psid @ 12 gpm	1 or 4
YH16591	20 inch, Clear Sump/Blue Cap	1" FPT	22.6 x 5.3	3 psid @ 12 gpm	1 or 4

* NSF/ANSI Standard 42

(1) Available without pressure relief.

(2) Brass threaded port inserts standard.

FILTER HOUSINGS



FILTER HOUSINGS



BYPASS



**JUMBO
EASY SERVICE**



JUMBO BYPASS



COUNTERTOP STYLE

Part Number	Description	Port Size	Dimensions Inches	Pressure Drop	Case Qty.
-------------	-------------	-----------	----------------------	---------------	--------------

Bypass Housings with Built-in Bypass/Shutoff Valve, Lock Ring & Auto Pressure Relief (2)

YH14411	10 inch, White Sump/Blue Cap	3/4" FPT	13.3 x 5.5	4 psid @ 8 gpm	12
YH14491	10 inch, Clear Sump/Blue Cap	3/4" FPT	13.3 x 5.5	4 psid @ 8 gpm	12
YH14511	10 inch, White Sump/Blue Cap	1" FPT	13.3 x 5.5	4 psid @ 8 gpm	12
YH14591	10 inch, Clear Sump/Blue Cap	1" FPT	13.3 x 5.5	4 psid @ 8 gpm	12
YH17411	20 inch, White Sump/Blue Cap	3/4" FPT	23.4 x 5.5	6 psid @ 12 gpm	1 or 4
YH17491	20 inch, Clear Sump/Blue Cap	3/4" FPT	23.4 x 5.5	6 psid @ 12 gpm	1 or 4
YH17511	20 inch, White Sump/Blue Cap	1" FPT	23.4 x 5.5	6 psid @ 12 gpm	1 or 4
YH17591	20 inch, Clear Sump/Blue Cap	1" FPT	23.4 x 5.5	6 psid @ 12 gpm	1 or 4

Jumbo Easy Service Housings with Lock Ring & Push-Button Pressure Relief (2)

YH13512	10 inch, White Sump/Blue Cap	1" FPT	15.4 x 8	1 psid @ 10 gpm	6
YH13592	10 inch, Clear Sump/Blue Cap	1" FPT	15.4 x 8	1 psid @ 10 gpm	6
YH13612	10 inch, White Sump/Blue Cap	1-1/2" FPT	15.4 x 8	1 psid @ 10 gpm	6
YH13692	10 inch, Clear Sump/Blue Cap	1-1/2" FPT	15.4 x 8	1 psid @ 10 gpm	6
YH16512	20 inch, White Sump/Blue Cap	1" FPT	25.4 x 8	1 psid @ 10 gpm	4
YH16612	20 inch, White Sump/Blue Cap	1-1/2" FPT	25.4 x 8	1 psid @ 10 gpm	4

Jumbo Bypass Housings with Built-in Bypass/Shutoff Valve, Lock Ring & Auto Pressure Relief

YH14512	10 inch, White Sump/Blue Cap	1" FPT	16 x 8	2 psid @ 10 gpm	6
YH14592	10 inch, Clear Sump/Blue Cap	1" FPT	16 x 8	2 psid @ 10 gpm	6
YH14612	10 inch, White Sump/Blue Cap	1-1/2" FPT	16 x 8	2 psid @ 10 gpm	6
YH14692	10 inch, Clear Sump/Blue Cap	1-1/2" FPT	16 x 8	2 psid @ 10 gpm	6
YH17512	20 inch, White Sump/Blue Cap	1" FPT	26 x 8	2 psid @ 10 gpm	4
YH17612	20 inch, White Sump/Blue Cap	1-1/2" FPT	26 x 8	2 psid @ 10 gpm	4

Countertop Style Housing with Mounting Bosses

YH12112	10 inch, White Sump/White Cap	1/4" FPT	11.5 x 4.8	2 psid @ 8 gpm	12
---------	-------------------------------	----------	------------	----------------	----

Streamline™ Countertop Style Housing with Non-skid Base

FH-10S-CB	10 inch, White Sump/White Cap	1/4" FPT	11.8 x 4.4	2 psid @ 5 gpm	12
-----------	-------------------------------	----------	------------	----------------	----

Streamline™ Housing with Built-in Bypass/Shutoff Valve & Pressure Relief

FH-10V-CM-PR	10 inch, White Sump/White Cap, NSF*	3/4" FPT	12.5 x 5.1	4 psid @ 8 gpm	12
--------------	-------------------------------------	----------	------------	----------------	----

* NSF/ANSI Standard 42

(2) Brass threaded port inserts standard.