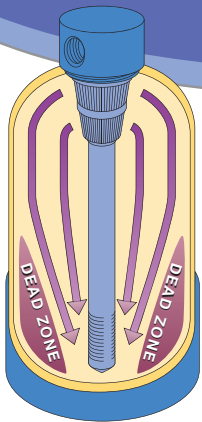


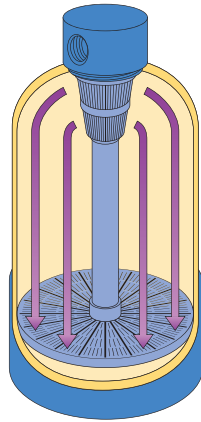
# Give it a whirl!



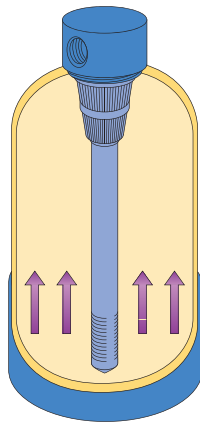
## Introducing the REVOLUTIONARY New CYCLONIC DISTRIBUTOR SYSTEM™



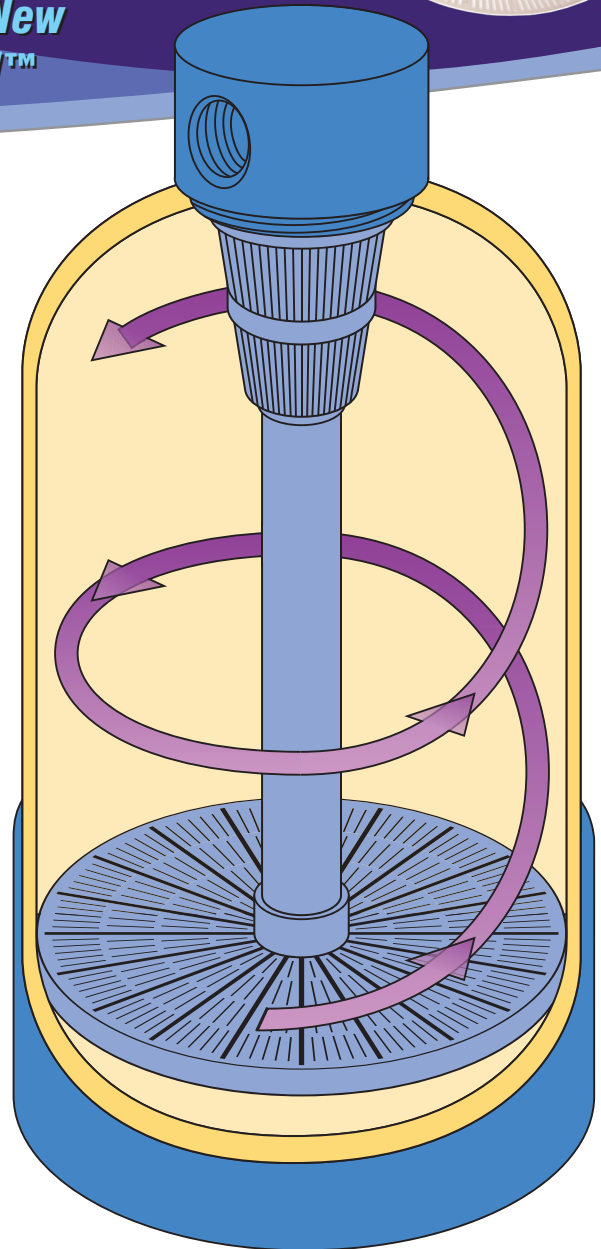
**Standard Service**  
leaves 'dead zones' of unused media in the bed and promotes channeling.



**Cyclonic Service**  
utilizes the entire media bed.



**Standard Backwash**  
lifts the bed.



**Cyclonic Backwash** ▶  
utilizes angled plate slots to expand the full bed and swirl the media; resulting in a more vigorous and effective cleaning of the entire media bed.



Available for 9, 10, 12, and 13 inch tanks; Adapters for 1 and 1.25 inch valves.



Now used in SWT MetalEase, FilterEase, Tannin, & Chloramine filtration systems.



### SAFE WATER TECHNOLOGIES

1168 St. Charles St.  
Elgin, IL 60120 USA  
847-888-6900  
info@swtwater.com  
www.swtwater.com

- Up to 30% less backwash flow rate is required...conserving water for the customer
- Distributor plate is designed for more than 6,500 lbs load capacity
- Reduces system pressure loss while increasing flow and efficiency through the bed

This residential composite vessel features SWT's new Cyclonic Distributor System™ (CDS), an exclusive internal bottom plate distributor which offers significant advantages over standard tanks — from the elimination of gravel under-bedding (reducing overall cost and shipping weight) to the permanent attachment of the

riser tube and distributor plate (eliminating re-bedding when servicing the valve). This environmentally friendly design offers the most efficient service and backwashing characteristics available — reducing the amount of water to drain in backwash, while increasing the overall filtration capacity of a system.

# Give it a whirl!



**These SWT Water Treatment Systems Feature  
the New CYCLONIC DISTRIBUTOR SYSTEM™**

Available with...



**Tech Series**  
Electronic  
Control Valves



**Logix Series**  
Electronic  
Control Valves



**400 Series**  
Mechanical  
Control Valves

**MetalEase™ Filters**

**FilterEase™ Filters**

**Carbon Filters**

**Soft N' Pure™ ▶**



**SAFE WATER  
TECHNOLOGIES**

Elgin, Illinois

USA

847-888-6900

info@swtwater.com

www.swtwater.com

**MetalEase™ Filters** — Chemical-free, point-of-entry, residential filters designed to remove dissolved metals (such as iron, hydrogen sulfide, manganese), silt, and turbidity from water. Vigorous backwashing keeps the bed clean.

**FilterEase™ Filters** — Point-of-entry, residential filters designed to remove ferric iron, silt, and turbidity. Sediment filtration as low as 10 to 20 micron is common.

**SWT Carbon Filters** — Point-of-entry, residential filters designed to be high quality, taste, odor, chlorine, color, and chemical reduction filters.

**Soft N' Pure™ Systems** — There isn't a more comprehensive way to treat every water outlet in the house for softening, dechlorination, taste & odor, and microbiological contaminants. This single treatment system utilizes ProSoft™ resins, ProActive™ carbons, and a 10 gpm Spectrum Biolyte™ Series UV chamber to make the water in your whole house Soft N' Pure.