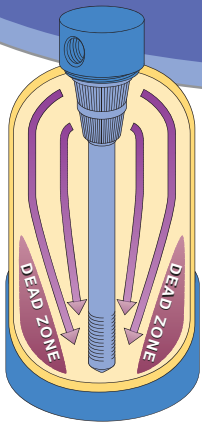


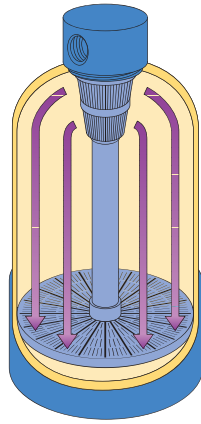
Give it a whirl!



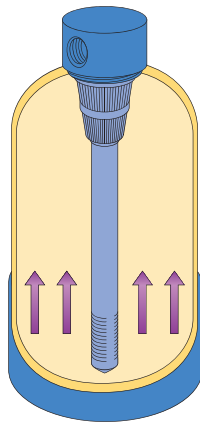
Introducing the REVOLUTIONARY New CYCLONIC DISTRIBUTOR SYSTEM™



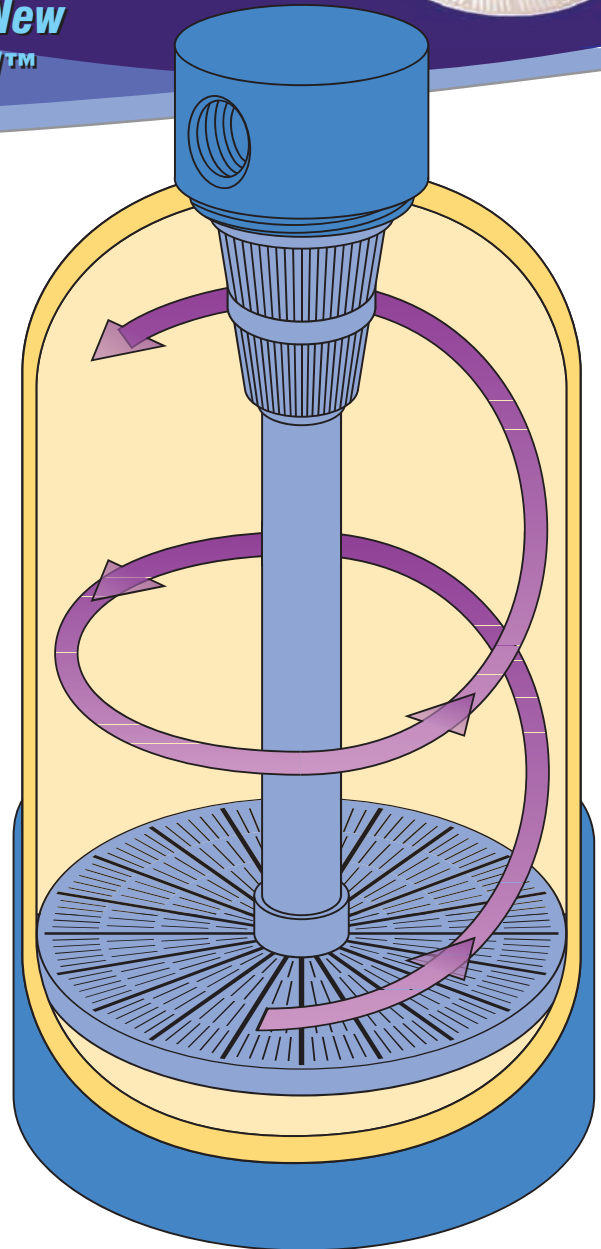
Standard Service
leaves 'dead zones' of unused media in the bed and promotes channeling.



Cyclonic Service
utilizes the entire media bed.



Standard Backwash
lifts the bed.



Cyclonic Backwash ▶
utilizes angled plate slots to expand the full bed and swirl the media; resulting in a more vigorous and effective cleaning of the entire media bed.



Available for 7 – 16 inch diameter tanks;
Adapters for 1 and 1.25 inch valves.



Now used in SWT
MetalEase, FilterEase,
Tannin, & Chloramine
filtration systems.



SAFE WATER TECHNOLOGIES

Elgin, Illinois
USA
847-888-6900
info@swtwater.com
www.swtwater.com

- Up to 30% less backwash flow rate is required...conserving water for the customer
- Distributor plate is designed for more than 6,500 lbs load capacity
- Reduces system pressure loss while increasing flow and efficiency through the bed

Residential composite vessels containing SWT's Cyclonic Distributor System™ (CDS), an innovative internal bottom plate distribution system, provide significant advantages over standard tanks — from the elimination of gravel underbedding (reducing overall cost and shipping weight) to the permanent attachment of the

riser tube and distributor plate (eliminating rebedding when servicing the valve). This environmentally friendly design offers the most efficient service and backwashing characteristics available — reducing the amount of water to drain in backwash, while increasing the overall filtration capacity of a system.

Give it a whirl!



***These SWT Water Treatment Systems Feature
the Revolutionary CYCLONIC DISTRIBUTOR SYSTEM™***

Available with...



Tech Series
Electronic
Control Valves



Logix Series
Electronic
Control Valves



400 Series
Mechanical
Control Valves

MetalEase™ Filters

FilterEase™ Filters

Carbon Filters

Soft N' Pure™ ▶



**SAFE WATER
TECHNOLOGIES**

Elgin, Illinois

USA

847-888-6900

info@swtwater.com

www.swtwater.com

MetalEase™ Filters — Chemical-free, point-of-entry, residential filters designed to remove dissolved metals (such as iron, hydrogen sulfide, manganese), silt, and turbidity from water. Vigorous backwashing keeps the bed clean.

FilterEase™ Filters — Point-of-entry, residential filters designed to remove ferric iron, silt, and turbidity. Sediment filtration as low as 10 to 20 micron is common.

SWT Carbon Filters — Point-of-entry, residential filters designed to be high quality, taste, odor, chlorine, color, and chemical reduction filters.

Soft N' Pure™ Systems — There isn't a more comprehensive way to treat every water outlet in the house for softening, dechlorination, taste & odor, and microbiological contaminants. This single treatment system utilizes ProSoft™ resins, ProActive™ carbons, and a 10 gpm Spectrum Biolyte™ Series UV chamber to make the water in your whole house Soft N' Pure.